

# Truffle Box

The trend continues into 2008. Wedding receptions and parties are using place cards more than ever. The "Truffle Box" can be used for seating arrangements or as a party favor. A more customized look can be achieved by making these boxes out of any card stock and stamp sets than the pre-scored boxes offered at party stores.

## Supplies



8 1/2 x 11 -- 80# -- 110# card stock  
[or] scraps that measure 2.75 x 11  
1/8, 1/4, or 7/8 ribbon  
truffles  
[or] candy that can be bagged  
sticky dots  
embossing powder  
stamp pads

## Tools


Score-it  
Punches  
Stamp Sets

## Instructions

Score length of 11 card stock at 1/2, 3/4, 3/4, 1 1/2, 1 1/2, 1 1/2, 3/4, 3/4, 1/2 [8 scores]  
[photo 08001.jpg; 08003.jpg]



Fold 1/2 scores in [photo 08005.jpg]



Fold 1 1/2 scores at bottom for sides



Punch ribbon holes at top of both side [very thick, punch one side and line up to punch other side] [photo 08009.jpg]



Run ribbon through holes and tie bow on front [photo 0813.jpg]



Finish boxes with your own embellishments to complete.



Stamp sets used in photos by **Stampin' Up**

